

# Students Satisfaction Survey

---

A

## Analysis Report

2021-2022



**Govt. College Bhoranj (Tarkwari)**  
**District Hamirpur. H.P.**

**Website:** <https://www.gcbhoranj.info>

**Email:** [gcbhoranj-hp@nic.in](mailto:gcbhoranj-hp@nic.in)

**Background**

Education is the process to facilitate learning, acquisition of knowledge, skill, values and personal development and its evaluation is an important component of the teaching-learning process. It helps teachers and learners to improve teaching and learning and forming the values of judgment, educational status or achievement of students. Evaluation in one form or the other is inevitable in teaching-learning, as in all fields of activity of education judgments need to be made. In this context, the institutions need to re-evaluate their strategies in order to fulfill the above stated objectives. In this competitive environment, only those institutions can perform well which provide quality education, constructive environment and facilities to their students. Therefore, objective of this survey to measure the student satisfaction level on their experiences with college facilities: infrastructure, physical facilities, student support services, teacher communication, quality of teaching, quality of teaching-learning resources and teaching environment etc.

**Guidelines for Students**

The Higher Education sector is highly competitive. To impart quality education and provide competent resources to the society, stakeholder's inputs create a cutting edge in achieving this. Our institute Govt. College Bhoranj (Tarkwari) District Hamirpur, Himachal Pradesh fall under the category "Utkrisht Mahavidyalaya" with NAAC Accreditation B Grade (2.11) strives to reach high altitudes with continuous inputs especially from the major stakeholder's.

IQAC of the college has conducted a Student Satisfaction Survey regarding Teaching-Learning and Evaluation processes, which will help to upgrade the quality of higher education. Students will have to respond to all the questions given in the Google Form (available on the college website [https://www.gcbhoranj.info/.](https://www.gcbhoranj.info/)) with her/his sincere effort and thought. Her/his identity will not be revealed.

**Data Base and Methods**

The institution has conducted Student Satisfaction Survey every year in the month of March or April. The survey has covered all the activities regarding to students satisfaction by taking the Student Satisfaction Survey form. The data was collected through the standardized questionnaire prepared by NAAC and for the execution of same the IQAC of GC Bhoranj prepared a Google form which included twenty questions covering various aspects of teaching learning processes i.e. syllabus covered by the teachers, quality of the content prepared by the teachers, commutation skills, assignments, evaluation process, role of mentors in identification of students strength and weaknesses, student centric approaches, use of ICT in effective teaching and learning and students suggestions for improvements. This Google forms was available for



submission of the response on the college website and 144 responses were submitted by the students from various streams (B.A., B.Sc., B.Com. and B.C.A.).

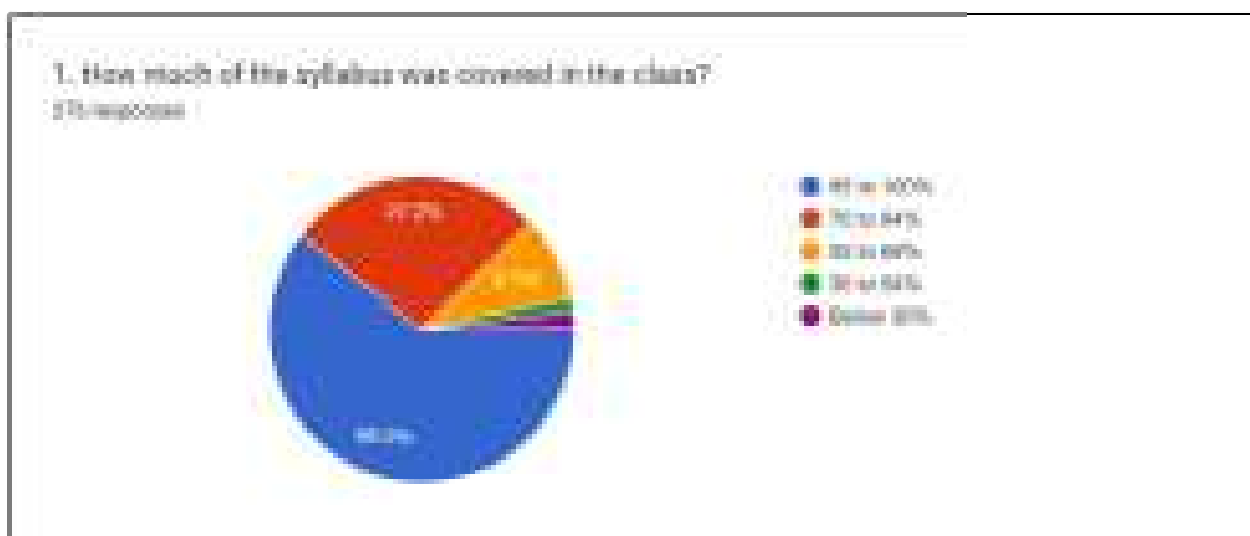
The responses collected through Google forms were further analyzed by using percentage method and on the basis of student's responses pie charts were prepared for better understanding of the overall quality of teaching learning process.

### Brief Analysis of Students Responses on Satisfaction Survey

The analysis of student's responses on various college facilities such as infrastructure, student support services, teacher communication, quality of teaching, quality of teaching-learning resources and teaching environment are described below:

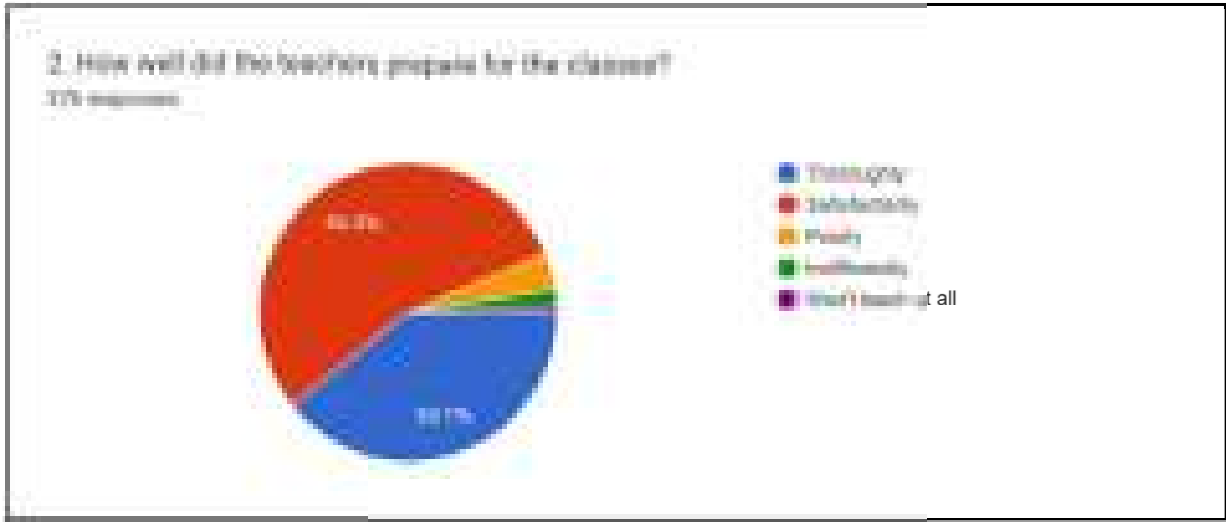

#### 1. How much of the syllabus was covered in the class?

Percentage of Syllabus covered	Response %
85 to 100%	60.50
70 to 84%	27.20
55 to 69%	9.10
30 to 54%	1.40
Below 30%	1.80



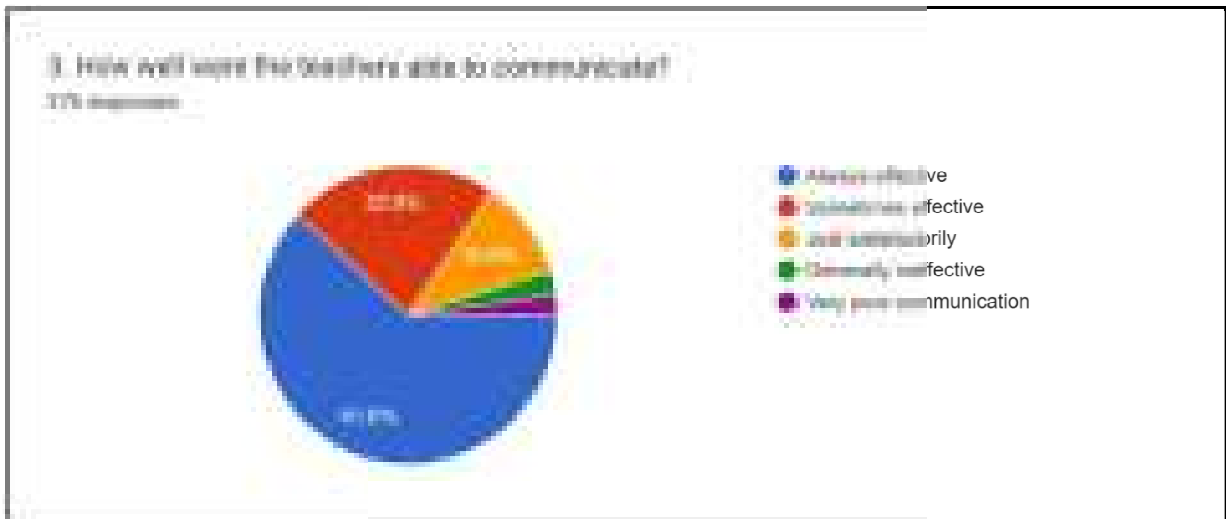
#### 2. How well did the teachers prepare for the classes?

Level of teachers preparation for the classes	Response %
Thoroughly	39.10
Satisfactorily	54.30
Poorly	4.00
Indifferently	1.90
Won't teach at all	0.70



**3. How well were the teachers able to communicate?**

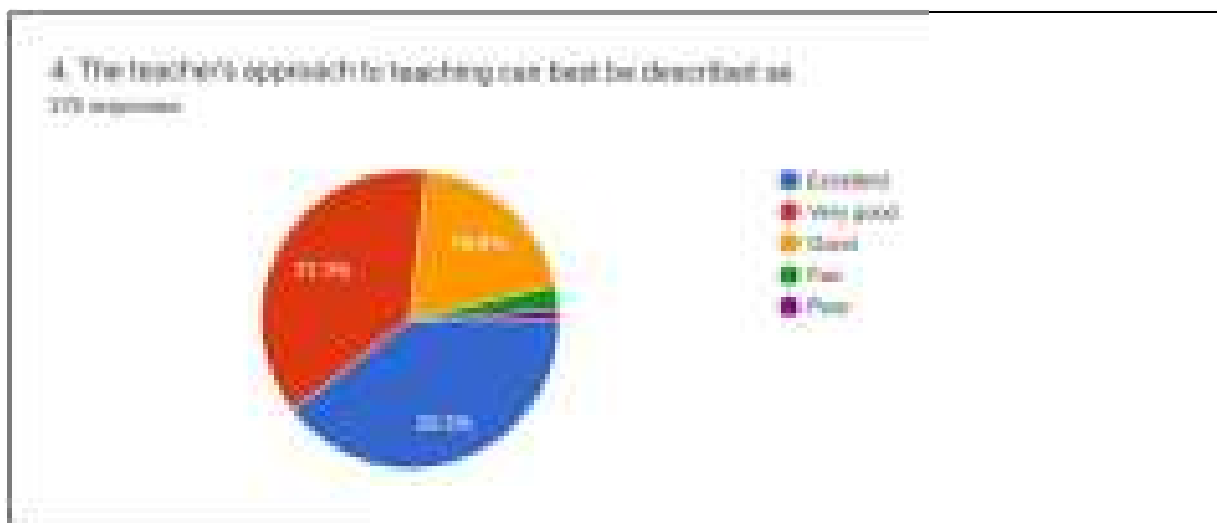
Teachers ability to communicate	Response %
Always effective	61.60
Just satisfactorily	10.90
Sometimes effective	22.80
Generally ineffective	2.50
Very poor communication	2.20



**4. The teacher's approach to teaching can best be described as.**

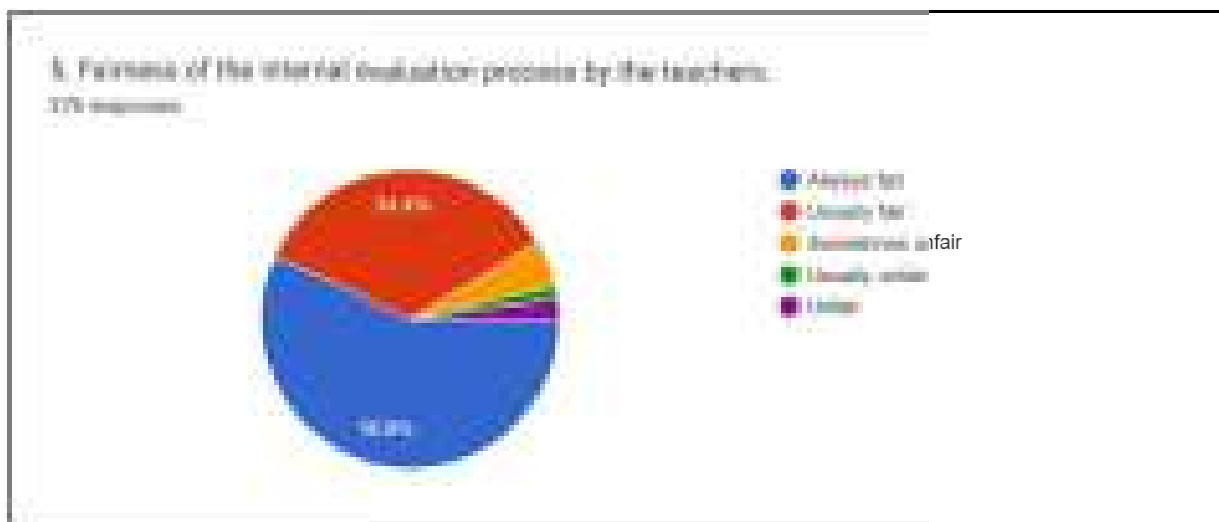


Teacher's approach to teach	Response %
Excellent	39.50
Very good	37.30
Good	19.60
Fair	2.50
Poor	1.10



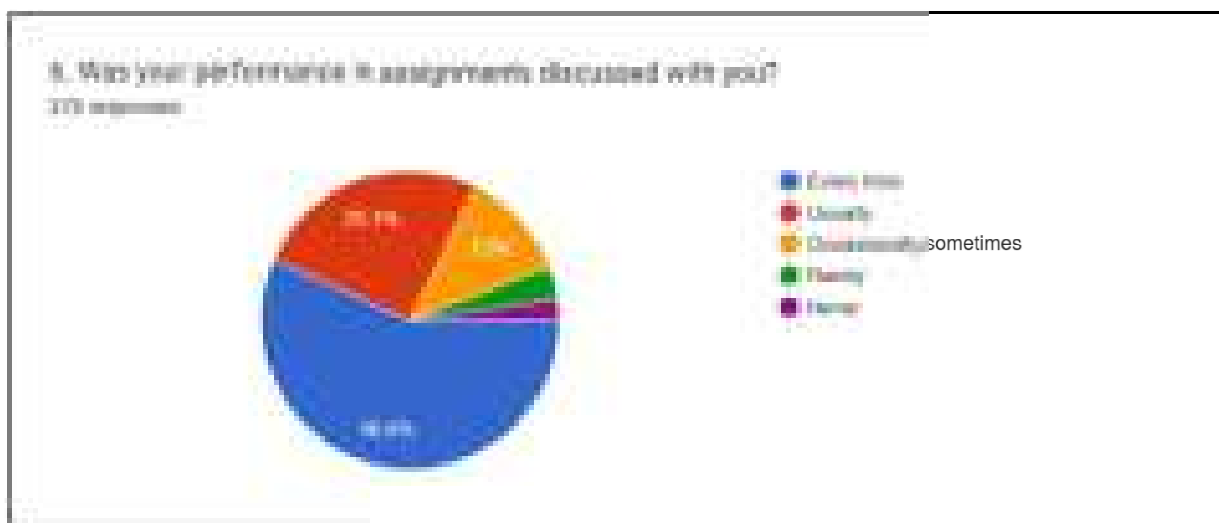
**5. Fairness of the internal evaluation process by the teachers.**

Process of Internal Evaluation	Response %
Always fair	56.90
Usually fair	34.40
Sometimes unfair	5.10
Usually unfair	1.40
Unfair	2.20



**6. Was your performance in assignments discussed with you?**

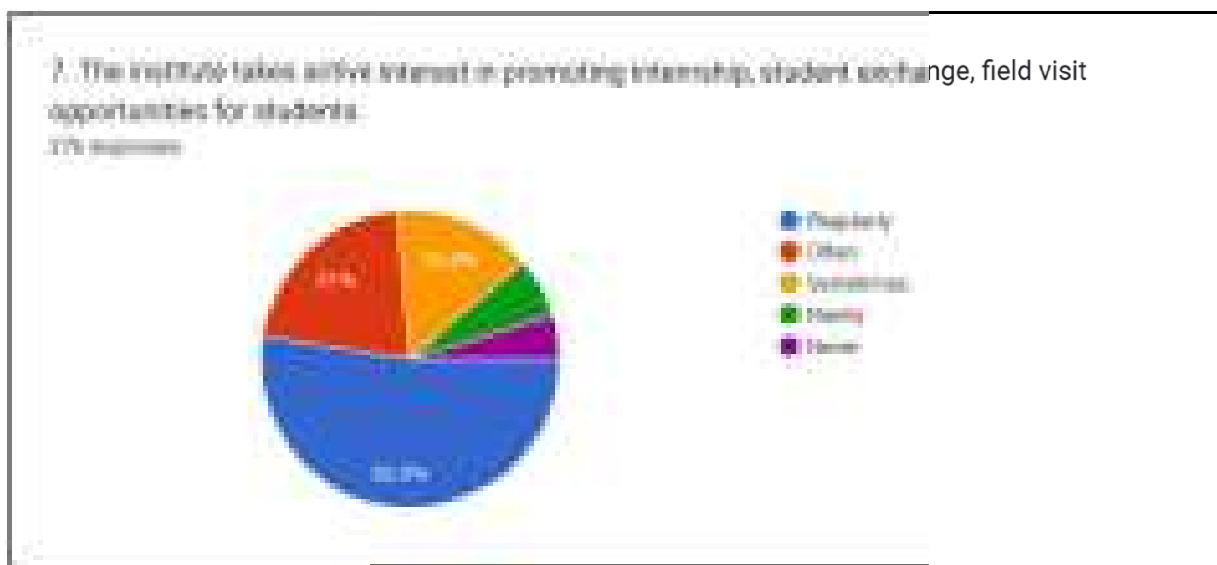
Discussion on Assignments Performance	Response %
Every time	56.50
Usually	25.70
Occasionally/sometimes	12.00
Rarely	3.60
Never	2.20



**7. The institute takes active interest in promoting internship, student exchange, field visit opportunities for students.**



Action Taken by Institute to Promote internship, student exchange, field visit opportunities	Response %
Regularly	52.50
Often	21.00
Sometimes	15.20
Rarely	6.60
Never	4.70



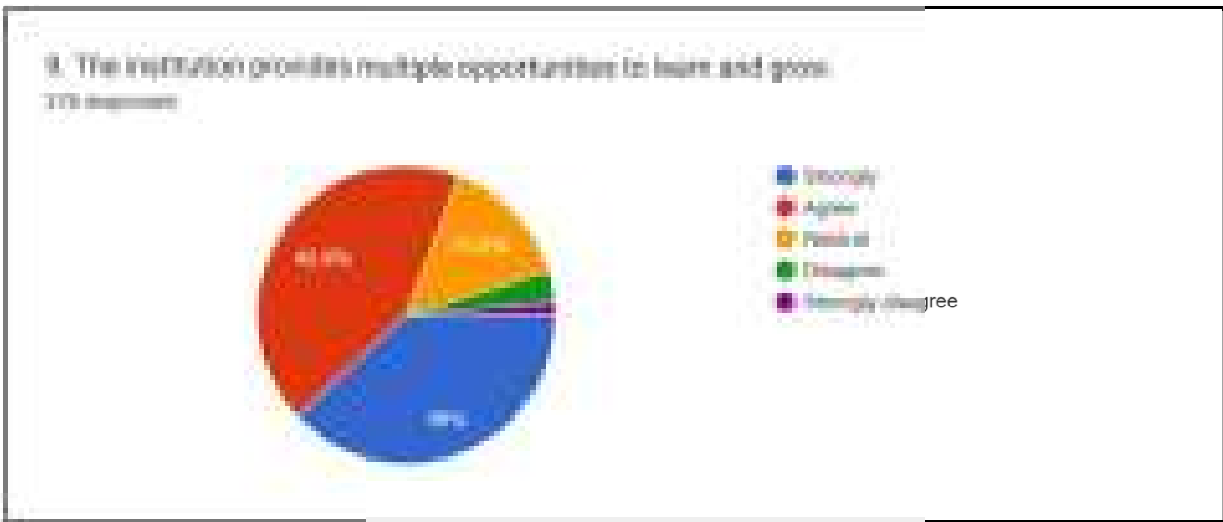
**8. The teaching and mentoring process in your institution facilitates you in cognitive, social and emotional growth.**

Teaching and Mentoring process facilitates you in cognitive, social and emotional growth	Response %
Significantly	28.30
Very Well	50.40
Moderately	15.90
Marginally	2.90
Not at all	2.50



**9. The institution provides multiple opportunities to learn and grow.**

Institution provides multiple opportunities to learn and grow	Response %
Strongly Agree	38.00
Agree	42.80
Neutral	14.50
Disagree	3.30
Strongly disagree	1.40



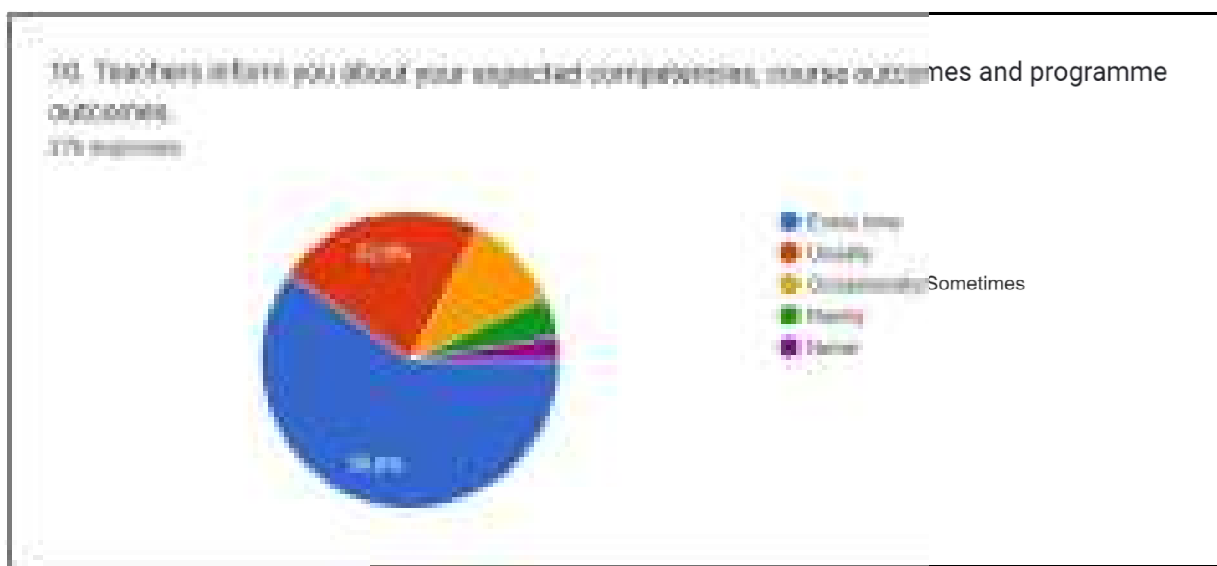
**10. Teachers inform you about your expected competencies, course outcomes and**





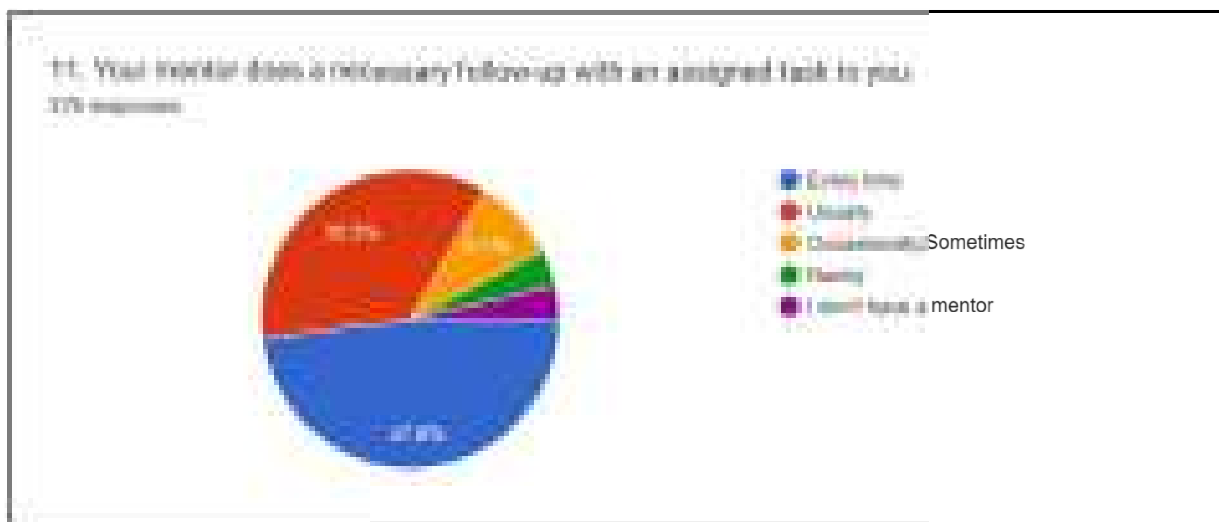
**programme outcomes.**

Teachers inform you about your expected competencies, course outcomes and programme outcomes.	Response %
Every time	59.80
Usually	22.80
Occasionally/Sometimes	10.50
Rarely	4.40
Never	2.50



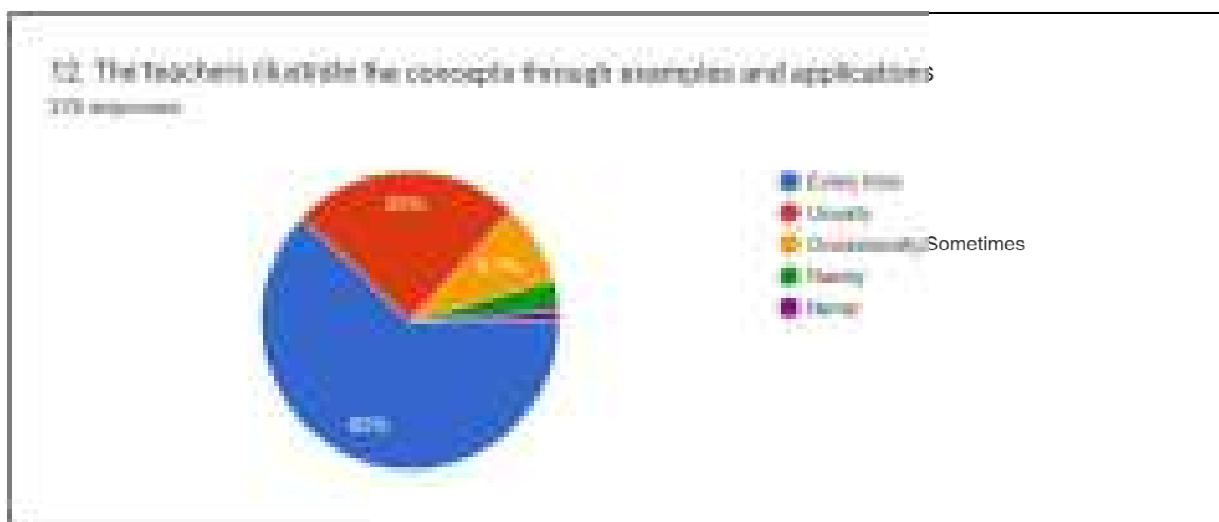
**11. Your mentor does a necessary follow-up with an assigned task to you.**

Mentor does a necessary follow-up with an assigned task to you	Response %
Every time	47.80
Usually	35.50
Occasionally/Sometimes	9.10
Rarely	4.00
I don't have a mentor	3.60



**12. The teachers illustrate the concepts through examples and applications.**

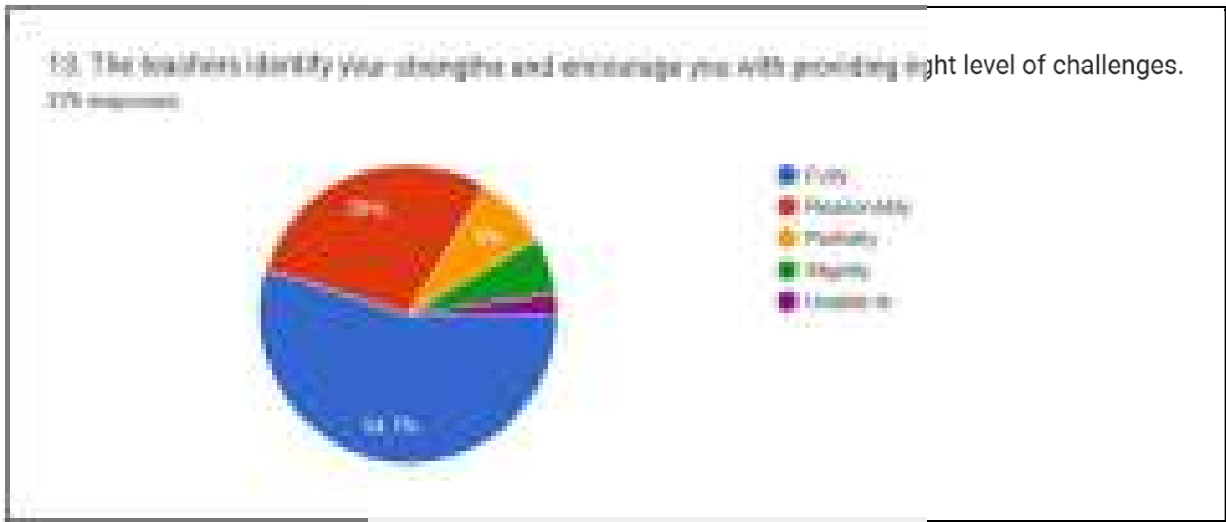
Teachers illustrate the concepts through examples and applications	Response %
Every time	62.00
Usually	25.00
Occasionally/Sometimes	8.70
Rarely	3.30
Never	1.00



**13. The teachers identify your strengths and encourage you with providing right level of challenges.**

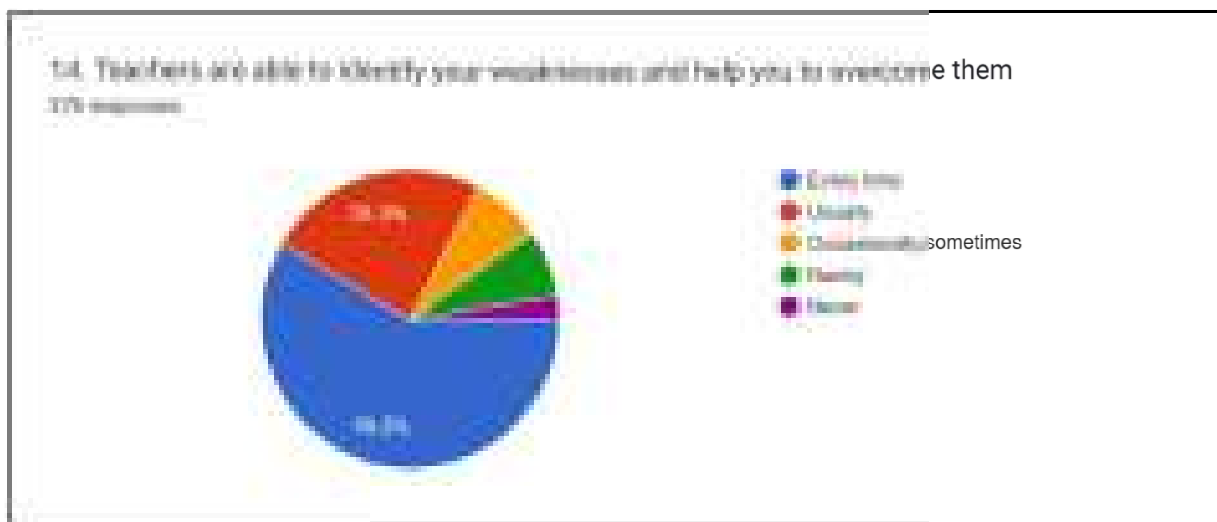


Teachers identify your strengths and encourage you with providing right level of challenges	Response %
Fully	54.70
Reasonably	29.00
Partially	8.00
Slightly	6.20
Unable to	2.20



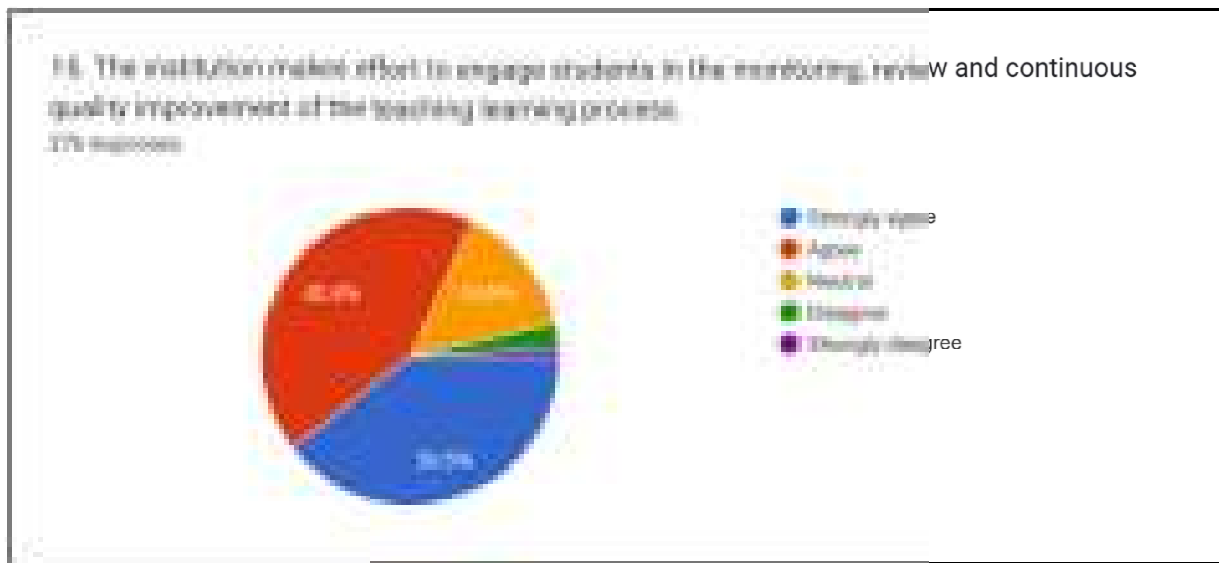
**14. Teachers are able to identify your weaknesses and help you to overcome them.**

Teachers are able to identify your weaknesses and help you to overcome them	Response %
Every time	58.30
Usually	24.40
Occasionally/sometimes	7.60
Rarely	7.20
Never	2.50




**15. The institution makes effort to engage students in the monitoring, review and continuous quality improvement of the teaching learning process.**

Institution makes effort to engage students in the monitoring, review and continuous quality improvement of the teaching learning process.	Response %
Strongly agree	39.50
Agree	42.40
Neutral	14.50
Disagree	2.50
Strongly disagree	1.10



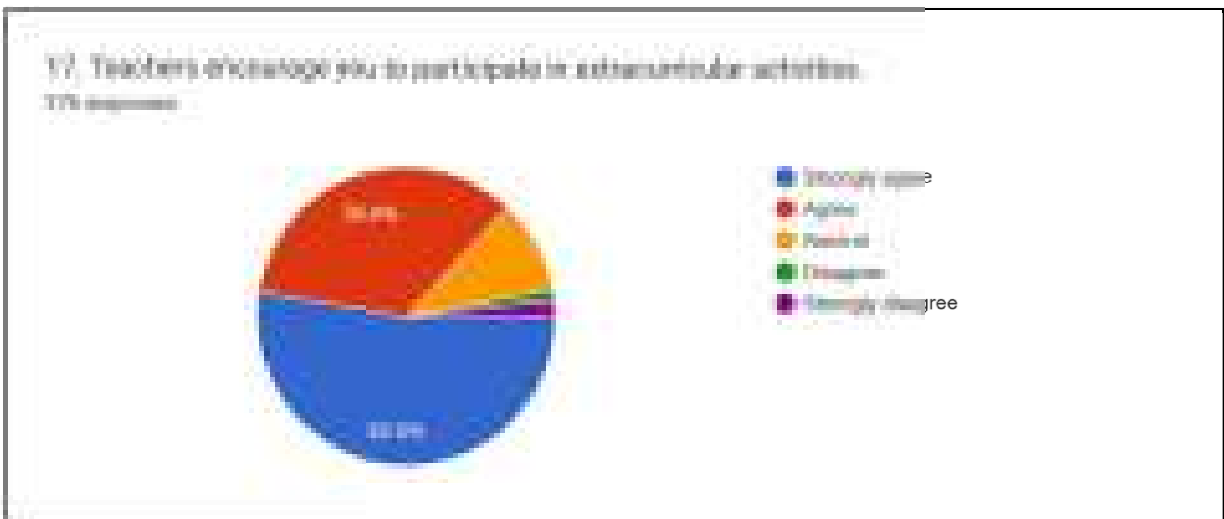
**16. The institute/ teachers use student centric methods, such as experiential learning, participative learning and problem solving methodologies for enhancing learning experiences.**

Institute/ teachers use student centric methods, such as experiential learning, participative learning and problem solving methodologies for enhancing learning experiences	Response %
To a great extent	49.30
Moderate	31.90
Somewhat	11.60
Very little	4.70
Not at all	2.50



**17. Teachers encourage you to participate in extracurricular activities.**

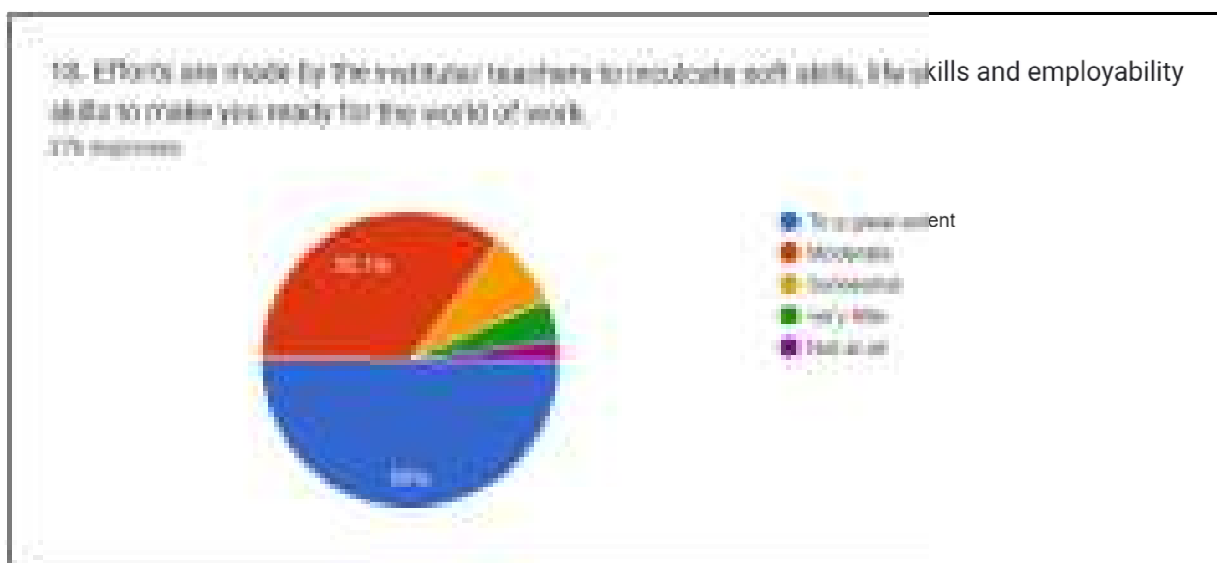
Teachers encourage you to participate in extra-curricular activities	Response %
Strongly agree	52.50
Agree	34.50
Neutral	10.10
Disagree	1.10
Strongly disagree	1.80





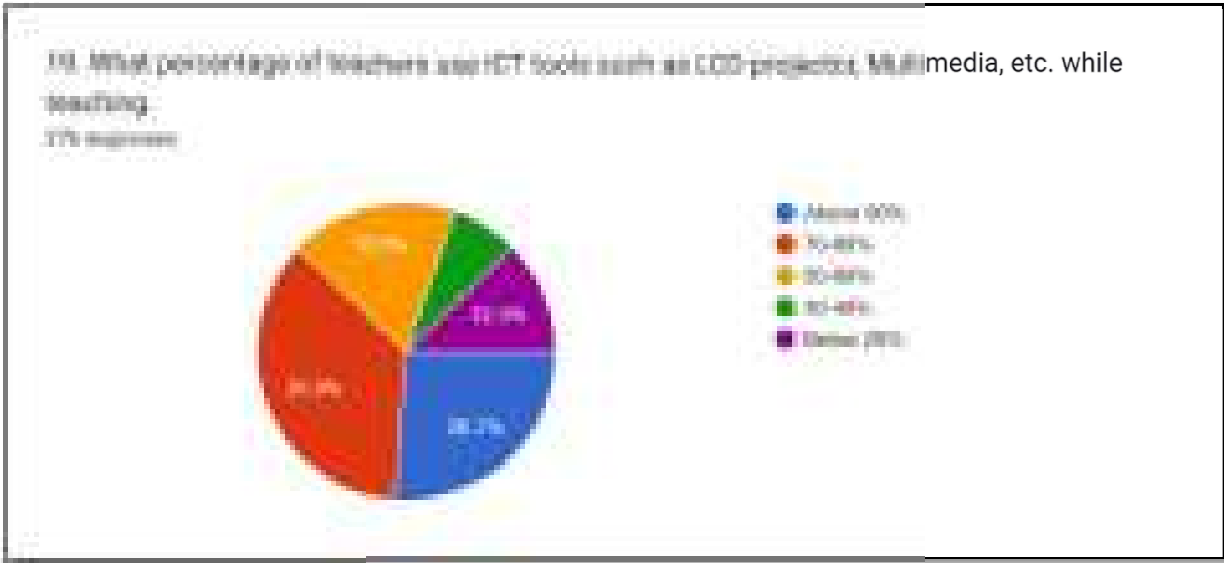
**18. Efforts are made by the institute/ teachers to inculcate soft skills, life skills and employability skills to make you ready for the world of work.**

Efforts are made by the institute/ teachers to inculcate soft skills, life skills and employability skills to make you ready for the world of work	Response %
To a great extent	50.00
Moderate	35.10
Somewhat	8.40
very little	4.30
Not at all	2.20



**19. What percentage of teachers use ICT tools such as LCD projector, Multimedia, etc. while teaching.**

Use of ICT tools such as LCD projector, Multimedia for Teaching	Response %
Above 90%	26.10
70-89%	35.90
50-69%	18.50
30-49%	7.20
Below 29%	12.30



**20. The overall quality of teaching-learning process in your institute is very good.**

Overall quality of teaching-learning process in your institute is very good	Response %
Strongly agree	40.90
Agree	40.90
Neutral	14.90
Disagree	2.20
Strongly disagree	1.10







### **Analysis and Interpretation**

- ❖ Out of the total respondents, about 88% of the students are of the view that above 70 % of the course is covered in the class.
- ❖ Around 93.40% of the students agree that teachers are prepared thoroughly and satisfactory for the lectures.
- ❖ Out of total respondents, about 84% students agree that teachers are able to communicate effectively always. 37.30% of the students agree that teacher's approach to teaching is very good and 39.50% of respondents are of the view that teaching technique is excellent.
- ❖ Majority of students i.e. 91.30% of students agree that there is always fairness in the internal evaluation process by the teachers. 82.20% students agree that teachers discuss the performance in assignments with them.
- ❖ 73.50% of the students are of the view that institute takes active interest in promoting internship, student exchange and field visit opportunities. Teaching and mentoring process in the institution facilitates students in cognitive, social and emotional growth significantly as agreed by 78.70% of the students.
- ❖ Maximum numbers of students, i.e., 80.80% agree including strongly agree that institution provides multiple opportunities to learn and grow. Also, around 82.60% of the students think that teachers every time and usually inform them about their expected competencies, course outcomes and programme outcomes.
- ❖ However, 83.30% of the students are of the view that mentor does a necessary follow up with an assigned task on usual basis.
- ❖ About 87% of the students are happy with the illustration of the concepts through examples and applications.
- ❖ Majority of students (83.70%) agrees that teachers help in identifying the strengths and encourage them with providing right levels of challenges. Also, about 83% of the respondents agree that teachers help in identifying the weakness and further help in overcome them. 82%, agrees that institution makes efforts to engage students in the monitoring, review and continuous quality improvement of the teaching learning process.
- ❖ Maximum number of students i.e. 81% agrees that institution/teachers use student's centric methods, such as experiential learning, participative learning and problem solving



methodologies for enhancing learning experiences.

- ❖ 87% respondents agree including strongly agree that teachers encourage participating in extra-curricular activities.
- ❖ According to the survey, 85% of the students agree that great and moderate efforts are made by the institution to inculcate soft skills, life skills, and employability skills you ready for the world of work.
- ❖ Two-third of students has said that more than 62% of teachers use ICT tools while teaching. Regarding the overall quality of teaching in the institute, almost 82% of the students agree that it is very good.

### **Concluding Remarks**

It can be concluded from the above analysis that majority of the students are satisfied with the teaching methods and techniques. Notably, teachers are well prepared for their lectures and use interactive techniques to involve all the students in class discussion. There is no bias in evaluation of the student's performance. Students are satisfied with the opportunities of internship and placements provided by the institute. The focus of the institute is to provide experiential learning to the students along with development of problem solving skills so that they can increase their employability skills in future. Student's feedback surveys provide institutions and instructors with powerful information they can use to improve student learning and thus strengthen the institution as a whole.

### **Student Suggestions**

The following suggestions are given by the students for the betterment of the teaching learning process.

- Most of the students have the views that the education imparting by the GC Bhoranj is very good and satisfied with the teaching learning process.
- Vacant teaching posts of all subjects must be filled.
- Teachers should take more interest to encourage and motivate the students.
- More use of ICT tools in teaching learning process for clarity of contents.
- Teaching and learning process should be easy, friendly and effective.
- Emphasis should also be given to preparation of competitive examinations.
- There should be addition of reference books in college library and instruments in labs.
- More sports facilities should be provided to students.

- Use better graphics and visual media to engage the Students and Try to reach every students to ask their doubt. Make teaching a two way interaction.
- Provide more and more extraordinary books other than studies to our college.
- Our teachers are very good and transmitted the knowledge efficiently to us.

#### Action Taken on above suggestions

- The college informed the higher authority to fill the vacant posts from time to time.
- Teachers are directed to use more ICT tools in teaching learning process.
- The career counseling and guidance cell of the college motivate and disperse the awareness by organizing lectures on various competitive examinations.
- The procurements of new books and lab equipments are continuously purchased as per the requirements and grants available.
- The students are enjoying the facilities of new badminton court, volleyball court and basketball playground which are recently developed in the campus.

  
Principal



Convenor  
Chapter II Ind.