

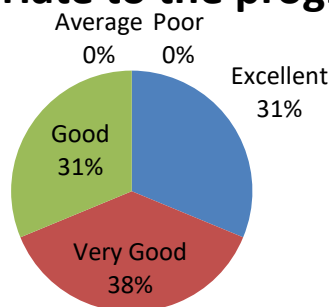
**Government College Bhoranj(Tarkwari)**  
**District Hamirpur (H.P.) 175025**  
**Session 2019-2020**  
**Teachers Feedback on Curriculum**

**Analysis of feedback from Teachers on curriculum for the session 2019-20**

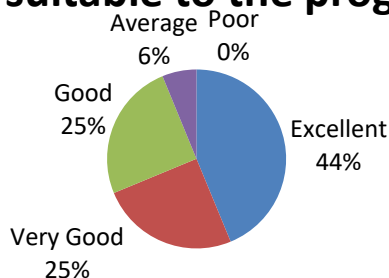
The feedback on curriculum was collected from the teachers. The main objective was to evaluate the suitability of the course ,learning objectives, its usefulness , career orientation , upgradation of curriculum,theory/practical balance,relevance of books recommended and the value added by the skill enhancement course. The feedback taken on different components of curriculum was taken from the teachers and is tabulated in Table No.1

Questions	Excellent	Very Good	Good	Average	Poor
Q1	31.3	37.5	31.3	0.0	0.0
Q2	43.8	25.0	25.0	6.3	0.0
Q3	31.3	50.0	18.8	0.0	0.0
Q4	31.3	31.3	37.5	0.0	0.0
Q5	6.3	50.0	31.3	12.5	0.0
Q6	18.8	62.5	18.8	0.0	0.0
Q7	18.8	43.8	25.0	12.5	0.0
Q8	25.0	31.3	31.3	12.5	0.0
Average	25.8	41.4	27.3	5.5	0.0

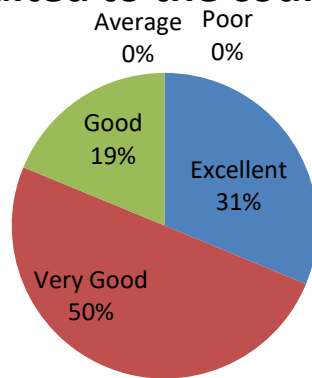
**Q1. The learning objective are clear and appropriate to the program**



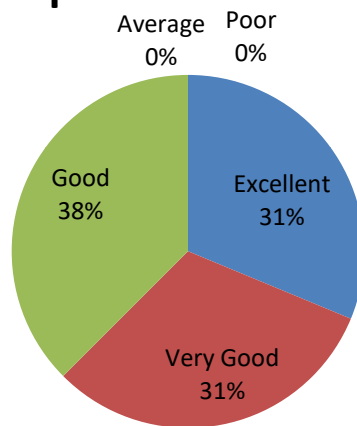
**Q2.The curriculum and syllabus are well organised and suitable to the program**



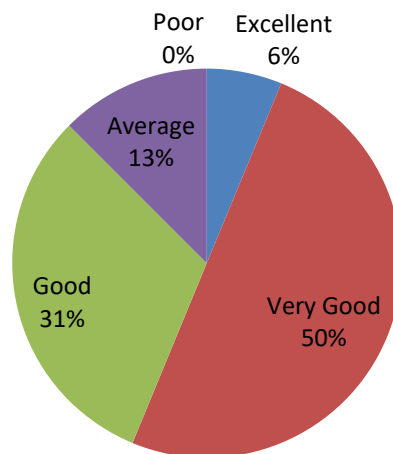
**Q3. The textbooks/ reference books are well suited to the course**



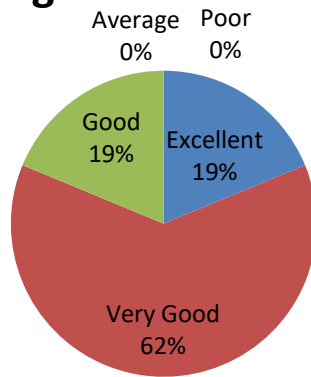
**Q4. The system followed by the university for the design and development of Curriculum is effective**



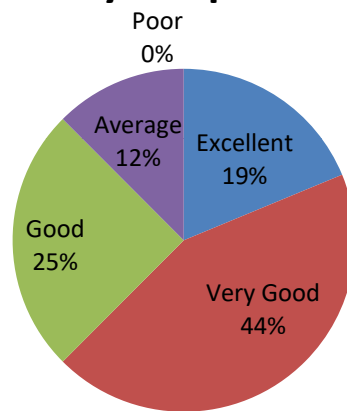
**Q5. Provision to update curriculum time to time**



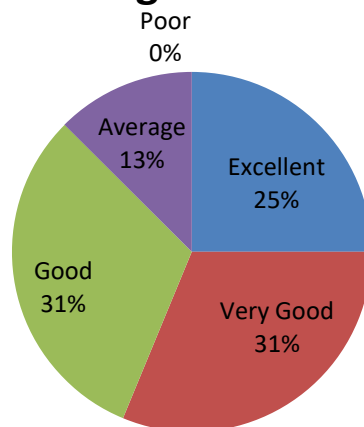
**Q6. How do you rate the distribution of contact hours among the course components**



**Q7. The curriculum has a good balance between theory and practical**



**Q8. How do you rate electives offered in relation to the technological advancements**



Feedback analysis of Table No1 for the academic Session 2019-20, 26% of teachers have responded that different components of curriculum like suitability of the course ,learning objectives, its usefulness , career orientation , upgradation of curriculum,theory/practical balance,relevance of books recommended and the value added by the skill enhancement course was found excellent, followed by 41 % very good,27% good and 6% have rated it average . This reveals that the BoS at university level and teachers at college level have put their best efforts in the design and implementation of curriculum.

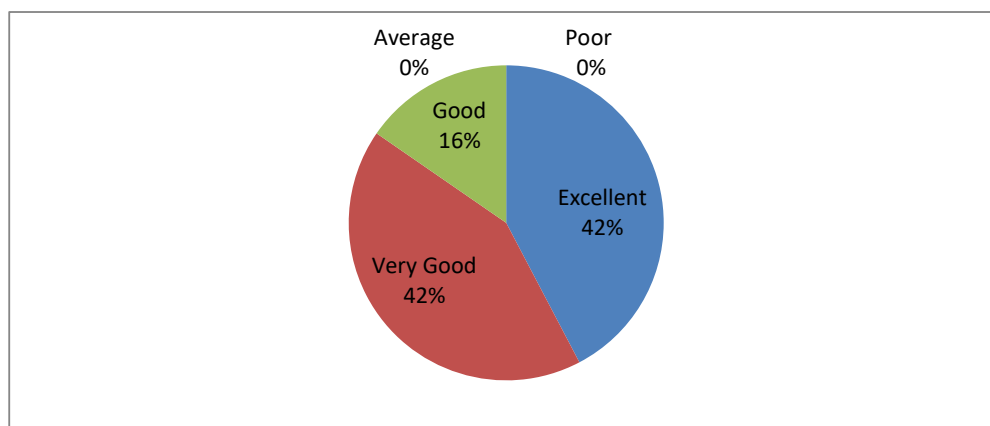
**Government College Bhoranj(Tarkwari)**  
**District Hamirpur (H.P.) 175025**  
**Session 2019-2020**  
**Student Feedback on Curriculum**

**Analysis of feedback from students on curriculum for the session 2019-20**

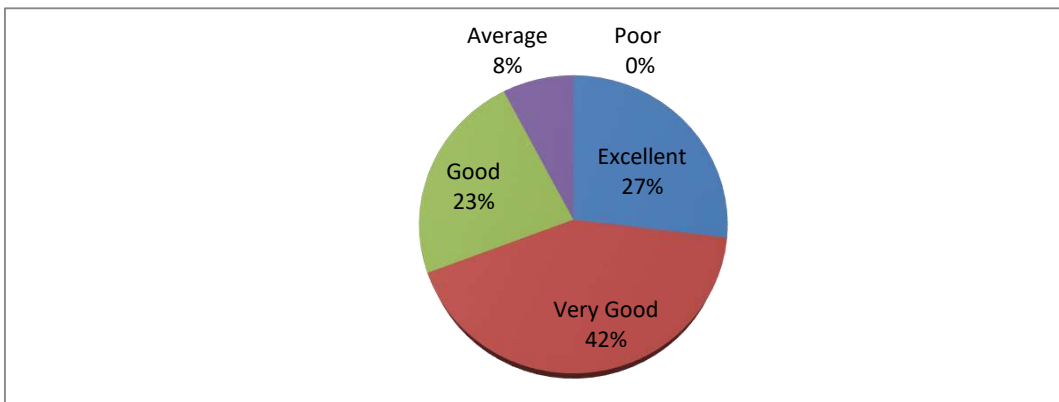
The feedback on curriculum was collected from the students. The main objective was to evaluate the suitability of the course ,its usefulness , career orientation , interest generated by the teacher and the value added by the skill enhancement course. The feedback taken on different components of curriculum was taken from the students and is tabulated in Table No.4

	Excellent	Very Good	Good	Average	Poor
Q1	41.88	41.88	16.24	0.00	0.00
Q2	27.35	23.08	41.88	7.69	0.00
Q3	31.62	42.74	19.66	5.98	0.00
Q4	49.57	35.90	14.53	0.00	0.00
Q5	48.72	29.91	16.24	4.27	0.85
Q6	35.90	35.90	23.08	4.27	0.85
Q7	24.79	44.44	26.50	4.27	0.00
Q8	33.33	38.46	23.08	4.27	0.85
<b>Average</b>	<b>36.65</b>	<b>36.54</b>	<b>22.65</b>	<b>3.85</b>	<b>0.32</b>

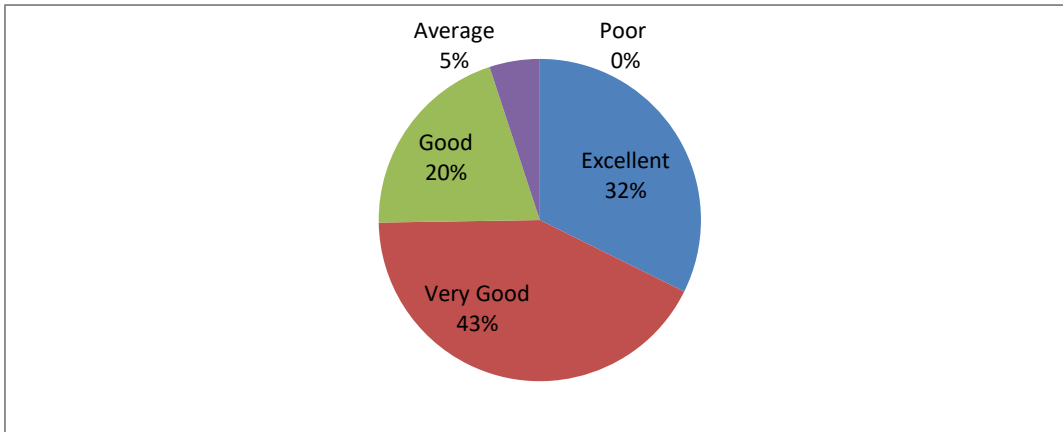
**Q1. The sequence of the courses in the curriculum**



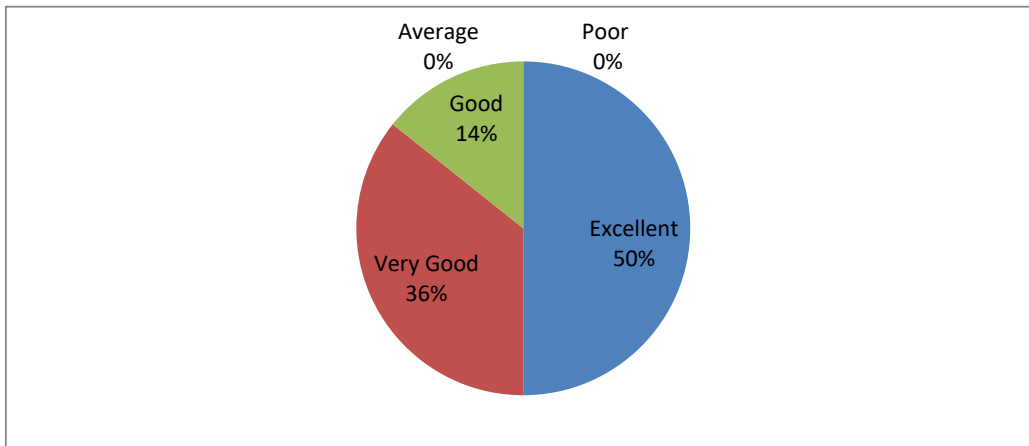
**Q2.Size of syllabus in terms of the load on the students**



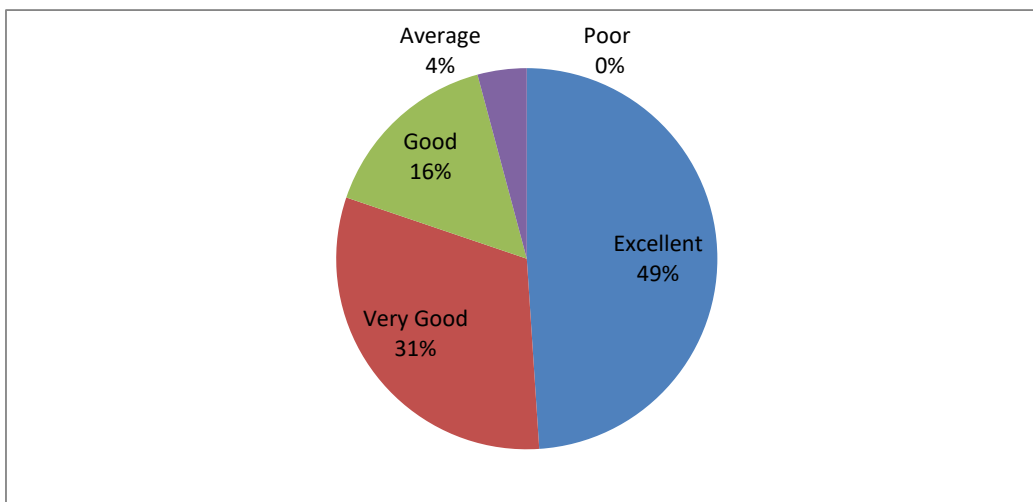
**Q3. Whether the syllabus is career oriented?**



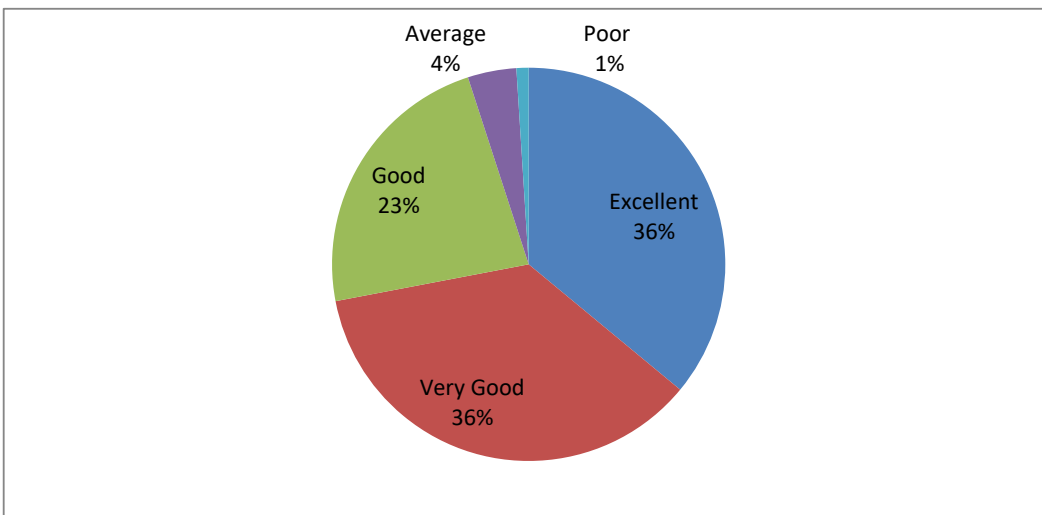
**Q4. Interest generated by teacher regarding syllabus of your course?**



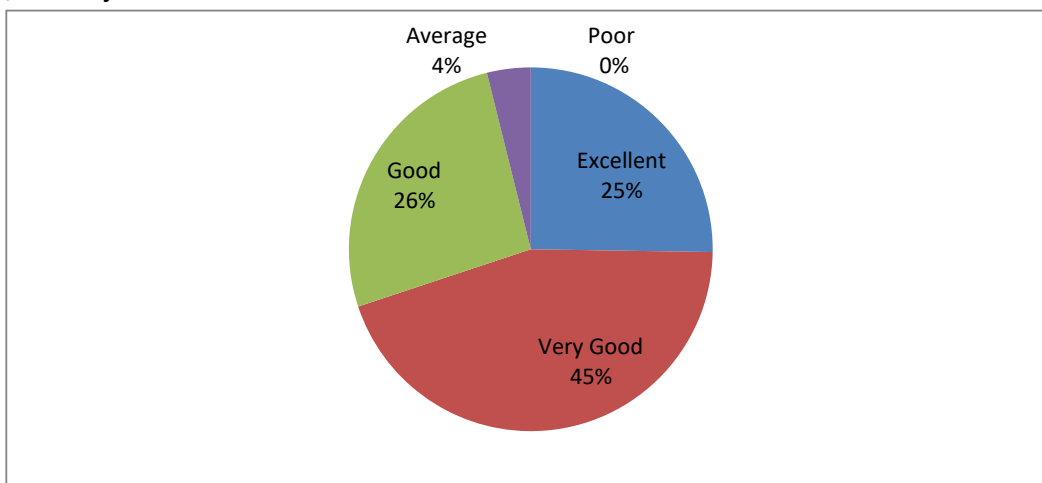
**Q5. What is your opinion about library holding for syllabus of your course?**



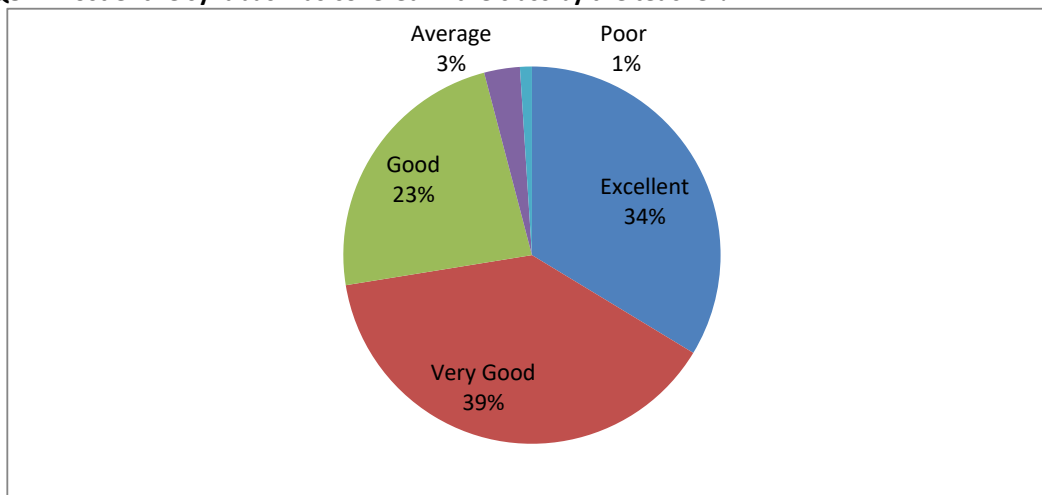
**Q6 How do you rate the skill enhancement courses offered in curriculum?**



**Q7 The objective stated to each of the course.**



**Q8 Almost entire syllabus was covered in the class by the teacher?**



Feedback analysis of Table No 4 for the academic Session 2019-20, 36.65% of students have responded that different components of curriculum like sequence, size of syllabus, its relevance, books in library, interest generated by the teacher, objective of the curriculum and completion of syllabus was found excellent, followed by 36.54 % very good, 22.65 % good, average 3.85% and 0.32% poor. This reveals that the BoS at university level and teachers at college level have put their best efforts in the design and implementation of curriculum.